

Elegant Wall With Single Extension Rear Module

H:4U-20U W:600xD:450 + 150mm

H:4U-20U W:600xD:600 + 150mm

- Monoblock welded top and bottom cases.
- Hinged, removable and lockable front door
- (Please check page 4 for door options.)
- Removable and lockable side doors
- Bottom case is suitable for cable entries
- Top case is suitable for fan mounting and cable entry
- 2 x 19" mounting rails that can move in cabinet (D:450)
- 4 x 19" mounting rails that can move in cabinet (D:600)
- 100kg loading capacity

Single Extension Rear Module

- Hinge which has been designed to allow the main body to be opened to the left or right according to the need.
- Bottom and top cases with brush cable entry, rear panel with M-joint cable entry.
- Internal 19" mounting rails (belongs to body structure)

PN: ELGWXXU6045EKTCC110 (Elegant Wall 19" xxU W=600 mm D=450 mm+150mm Single Extension Rear Module)

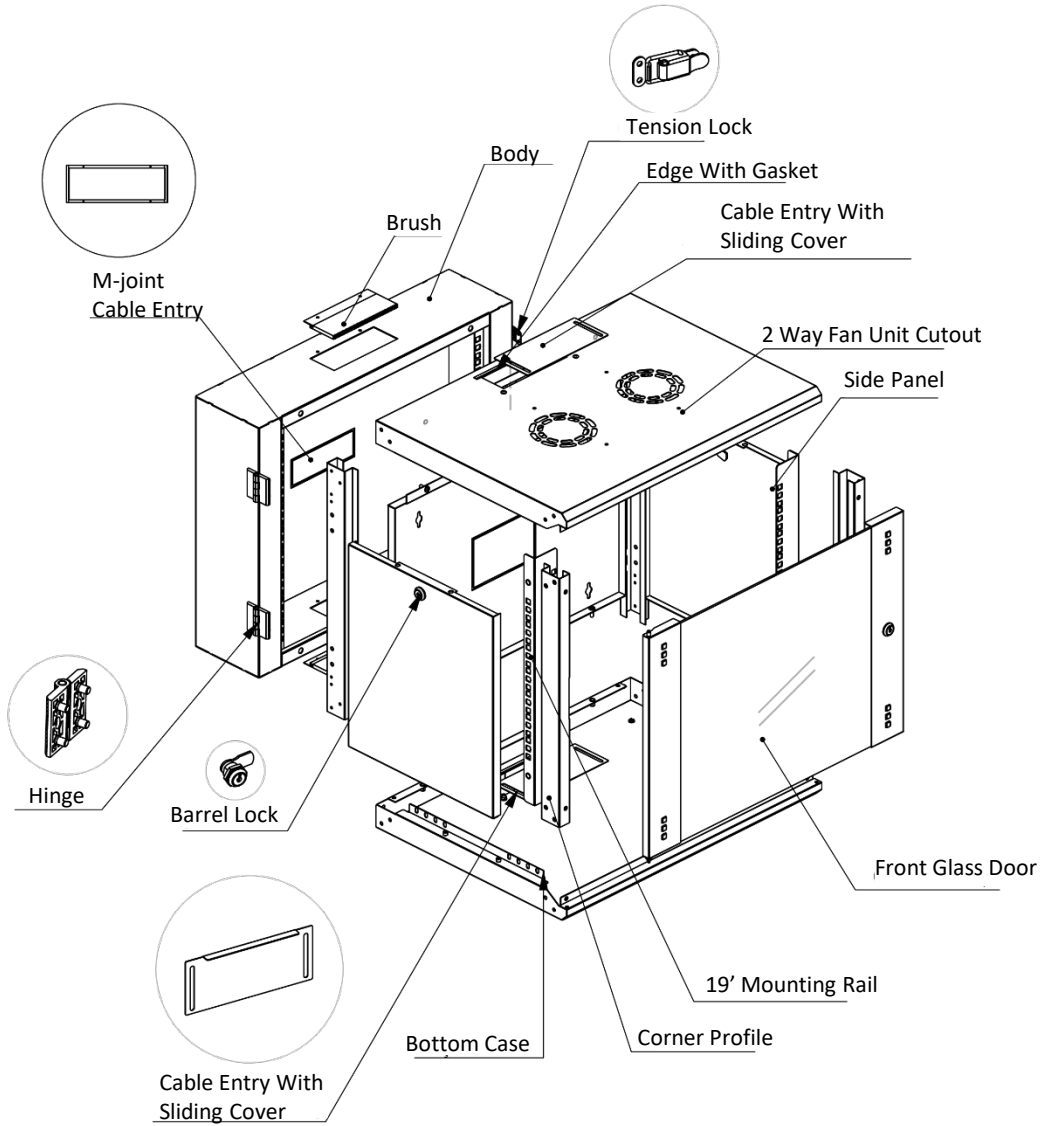
ELGWXXU6060EKTCC110 (Elegant Wall 19" xxU W=600 mm D=600 mm+150mm Single Extension Rear Module)

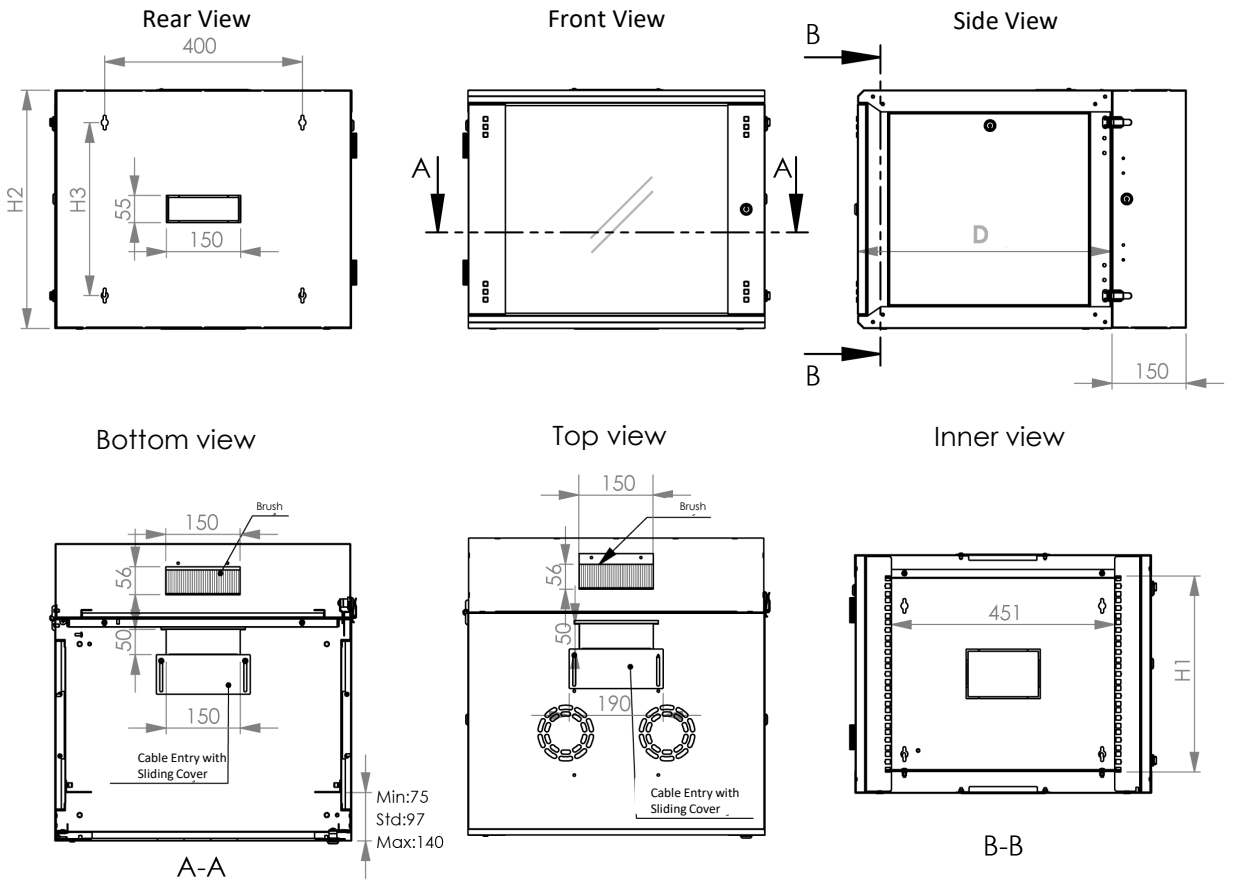
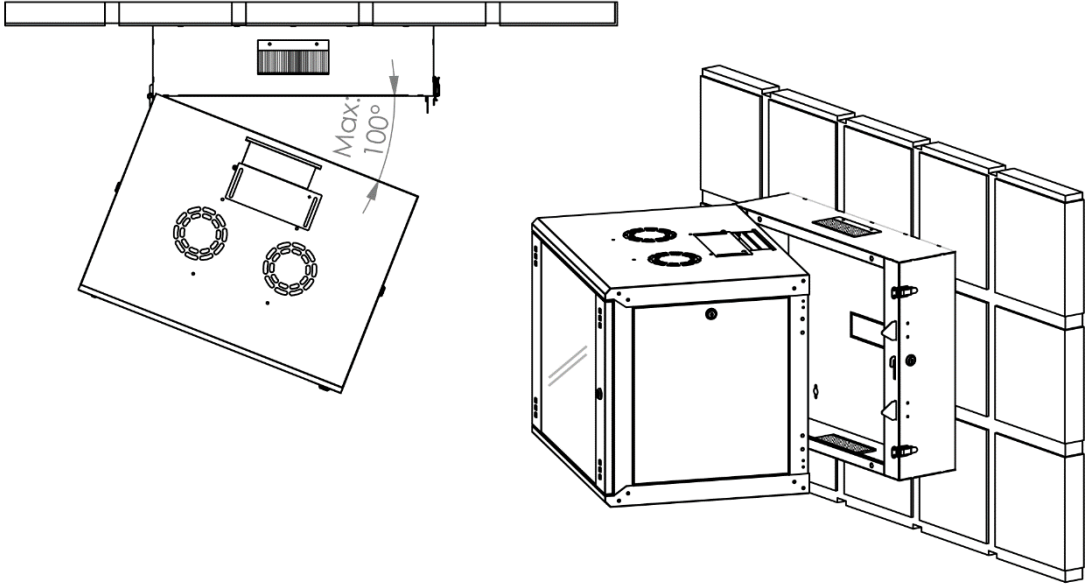
Technical Data

Dimensions HxWxD in mm
 Height (U)
 Material
 Colour
 Standards
 Load Carrying Capacity
 Climatic Tests
 Industrial Atmosphere
 Static Mechanical Load Class
 Dynamic Mechanical Load Test
 Shock test
 Impact test
 IP rating

W:600mm D:450mm +150mm H: :(Please check page 2 for height options)
 04U-7U-9U-12U-16U-20U
 Sheet Steel, DIN EN 10130-99 / DC-01 6112 / DC-7122
 RAL 9005 Black color = ELGWXXU6045EKTBL110/ ELGWXXU6060EKTBL110
 RAL 7035 L.gray color = ELGWXXU6045EKT LG110/ ELGWXXU6060EKT LG110
 TS EN 61587-1
 100kg
 C2
 A2
 SL5 - LT5 -ST5 -NL5
 DL4V
 DL4S
 IK07
 IP 20

Exploded View





ELEGANT WALL WITH SINGLE EXTENTION REAR MODULE DIMENSIONS

600x450+150mm Elegant Wall Single Section Wall Mounting Rack Cabinet

Product Code	Product Description	Width (W) mm	Depth (D) mm	H:1 Inner Height (mm)	H:2 Out Height (mm)	H:3 Wall Mounting Hole Distance (mm)
ELGW04U6045EKTCC110	Elegant Wall 19" 4U W=600 mm D=450 mm+150mm Single Section	600	600	178	259,75	150
ELGW07U6045EKTCC110	Elegant Wall 19" 7U W=600 mm D=450 mm+150mm Single Section	600	600	311	393,1	260
ELGW09U6045EKTCC110	Elegant Wall 19" 9U W=600 mm D=450 mm+150mm Single Section	600	600	400	482	350
ELGW12U6045EKTCC110	Elegant Wall 19" 12U W=600 mm D=450 mm+150mm Single Section	600	600	533,4	615,35	480
ELGW16U6045EKTCC110	Elegant Wall 19" 16U W=600 mm D=450 mm+150mm Single Section	600	600	711,2	793,15	660
ELGW20U6045EKTCC110	Elegant Wall 19" 20U W=600 mm D=450 mm+150mm Single Section	600	600	889	970,95	830

600x600+150mm Elegant Wall Single Section Wall Mounting Rack Cabinet

Product Code	Product Description	Width (W) mm	Depth (D) mm	H:1 Inner Height (mm)	H:2 Out Height (mm)	H:3 Wall Mounting Hole Distance (mm)
ELGW04U6060EKTCC110	Elegant Wall 19" 4U W=600 mm D=600 mm+150mm Single Section	600	750	178	259,75	150
ELGW07U6060EKTCC110	Elegant Wall 19" 7U W=600 mm D=600 mm+150mm Single Section	600	750	311	393,1	260
ELGW09U6060EKTCC110	Elegant Wall 19" 9U W=600 mm D=600 mm+150mm Single Section	600	750	400	482	350
ELGW12U6060EKTCC110	Elegant Wall 19" 12U W=600 mm D=600 mm+150mm Single Section	600	750	533,4	615,35	480
ELGW16U6060EKTCC110	Elegant Wall 19" 16U W=600 mm D=600 mm+150mm Single Section	600	750	711,2	793,15	660
ELGW20U6060EKTCC110	Elegant Wall 19" 20U W=600 mm D=600 mm+150mm Single Section	600	750	889	970,95	830

ELEGANT WALL OPTIONS

Institutional Coding Initial Character	U Height	Width- Depth Dimension	Double Extension Rear Module	Color Options		Door Options		
						X	X	X
AAAA	XXU	WWDD	EKT	CC		Front Door	Rear Door	Side Panel
ELGW	4U	6045	EKT	RAL 7035 WRY	LG	1 Hinged Glass Opening Front Door Metal Side Frames	1 Fixed Rear Door	1 Removable Side Panel
	7U	6060		RAL 9005 WRY	BL	2 Hinged Metal Front Door		
	9U					3 Hinged Full Framed Glass Front Door		
	12U					9 Hinged %80 Flat Perforated Front Door		
	16U							
	20U							

**600x450+150mm Elegant Wall Single Section Wall Mounting Rack
Cabinet**

**PACKING
INFORMATION**

Product Code	Product Description	WxDxH WidthxDepthxHeight (mm)	Net Weight (kg)	Gross Weight (kg)
ELGW04U6045EKTCC110	Elegant Wall 19" 4U W=600 mm D=450 mm+150mm Single Section			
ELGW07U6045EKTCC110	Elegant Wall 19" 7U W=600 mm D=450 mm+150mm Single Section			
ELGW09U6045EKTCC110	Elegant Wall 19" 9U W=600 mm D=450 mm+150mm Single Section			
ELGW12U6045EKTCC110	Elegant Wall 19" 12U W=600 mm D=450 mm+150mm Single Section			
ELGW16U6045EKTCC110	Elegant Wall 19" 16U W=600 mm D=450 mm+150mm Single Section			
ELGW20U6045EKTCC110	Elegant Wall 19" 20U W=600 mm D=450 mm+150mm Single Section			

**600x600+150mm Elegant Wall Single Section Wall Mounting Rack
Cabinet**

**PACKING
INFORMATION**

Product Code	Product Description	WxDxH WidthxDepthxHeight (mm)	Net Weight (kg)	Gross Weight (kg)
ELGW04U6060EKTCC110	Elegant Wall 19" 4U W=600 mm D=600 mm+150mm Single Section			
ELGW07U6060EKTCC110	Elegant Wall 19" 7U W=600 mm D=600 mm+150mm Single Section			
ELGW09U6060EKTCC110	Elegant Wall 19" 9U W=600 mm D=600 mm+150mm Single Section			
ELGW12U6060EKTCC110	Elegant Wall 19" 12U W=600 mm D=600 mm+150mm Single Section			
ELGW16U6060EKTCC110	Elegant Wall 19" 16U W=600 mm D=600 mm+150mm Single Section			
ELGW20U6060EKTCC110	Elegant Wall 19" 20U W=600 mm D=600 mm+150mm Single Section			

*The information given in the table above are average values and are for informational purposes only. It may vary according to accessories and door options. Please contact our sales department for the exact information of your orders.

TECHNICAL SPECIFICATIONS

PROTECTION INDEX

- IP20 According to IEC 61587-1 :2016
- IEC 60529
- IP20 :Rigid test rod diameter of 2.5 mm, 100 mm long (as specified by the standard) is pushed against any openings of the enclosure with the force of 3N

MECHANICAL PERFORMANCE

- EN 61587-1 15.01.2018
- Static mechanical load test (seviyesi SL5-LT5-ST5-NL5)
- Dynamic mechanical load test (Performance level DL4V) IEC 60068-2-6
- Shock test (IEC 60068-2-27: Ea; 1987) Performance level DL4S IEC 60068-2-27
- Impact test (IEC 60068-2-75 IEC62262) (Performance level IK07)
- Permissible load carrying capacity : 100kg

CLIMATIC TESTS (Performance level C2)

- Cold (IEC 60068-2-1)
- Dry heat (IEC 60068-2-2)
- Damp heat cyclic (IEC 60068-2-30)

INDUSTRIAL ATMOSPHERE (Performance level A2)

- Salt mist test IEC 60068-2-11 / TS EN2409
- Sulphur dioxide test and hydrogen sulphide test (IEC 60068-2-42, IEC 60068-2-43 and IEC 60068-2-49)

GROUNDING CONTINUITY

EN 61587-1 / EN 61010-1

- The continuity of the protection circuit is in accordance with the standard regulations. The measured resistance was less than 0.1 Ohm.

STANDARDS

1. **ISO9001-2015** Quality management system must be used in the production of 19" Rack cabinets
2. 19" Rack Cabinets must have a **TSE Certificate EN 61587-1 15.01.2018** standards
3. In addition, all of the main and auxiliary materials used in the manufacturing process must comply with the following standards

Sheet metal: TS EN ISO 9001:2008; TS EN 10130 :2006; DIN EN 1030- EQV; BS EN 1030-EQV; NF A36-401.

Electrostatic Powder Paint: EN 10143 EN 10169

Ventilation Units (Fan Unit) "EMC EN55032:2015 & LVD EN IEC 62368-1: 2020 +A11:2020

Connection Components (screw, nut, washer etc.)" TS EN ISO 7045; TS EN ISO 4032; RoHS IEC 62321 "

Locks Systems "DIN-EN ISO 1043-1 PA6 GFR 30; DIN-EN 1774-ZnAl4Cu1.

TECHNICAL SPECIFICATIONS

Documents; Manufacturer company, ISO 9001:2015 quality assurance system and EN 61587-1 15.01.2018 in the production of 10" cabinets.(Mechanical structures for electronic equipment) standards and submitted in the tender dossier.

Standards: : Cabinets must be 19" in ETSI and/or EIA 310-D standards.

Main Frame and Profile Structure; The main frame and profile structures will be manufactured to provide axial strength and resistance to external impacts. Profiles will be in the form of connecting to the top and bottom cases and will be screwed with M5 special head screws. Axial strengths shall be taken into account during the positioning of the mounting screws.

Top ve Bottom Case: The top and bottom should have a monoblock bended and welded structure that will increase the rigidity and strength of the cabinet. There should be a 50x150 mm cable entry with sliding cover on the cases. On the top case ventilation slots must be available for fan unit mounting and air outlet.

Rear Door; It should have a hinged body structure that can be opened when mounted on the wall.

Side Panel; It shall have a lockable, openable and removable structure.

Front door; It is tempered, secure, smoked, grinded, 4 mm glass. Increasing the strength of the door. It will have a screwed, metal snap-on frame structure holding the glass on the right and left of the glass. The front glass door can be opened at least 180 degrees, has a lockable and removable structure. The front door should be mounted to the right/left when desired.

19" Mounting Rails: It will be formed in D:450mm cabinets as 2 qty. at the front, in D:600mm cabinets 2 qty., at the front and 2 qty. at the rear. It will be manufactured with a precision of 1U:44.45 mm, with 9.5x9.5mm square hole, on CNC punch benches with +/- 0.01 precision. "U" dimensions should be marked with serigraphy on the front faces of 19" mounting rails. 19" mounting rails; it will be manufactured and assembled in such a way that it can move along the depth of the cabinet.

Paint; Cabinets will provide high resistance against impacts; It should be painted with electrostatic RAL9005 black powder paint or RAL7035 white powder paint. (ISO 9001:2015). It should withstand 1000 hours of salt test and test result reports should be documented. (TS EN 60068-2-11). On metal surfaces; Paint thickness of 80 +/- 5 microns should be provided and ASTM D523; ASTM D2794; DIN EN ISO 2811-1; ASTM D1186/D1400; It must be RAL9005 or RAL7035 and the results must be documented by TSE.

Grounding; All metal components in the cabinet must be electrically interconnected, and the grounding resistance must be maximum 0.1 ohm in accordance with the IEC 61010-1 / 6.5.1.3 standard.

Areas of Usage; Wall mounted cabinets will have a hole structure that allows adjustable levelling feet to be used freely on the ground.