



Elegant Trio 19" Free Standing Rack Cabinet
H:20U-42U W:600 D:800

- Hinged glass single front door
- Removable metal rear door with sliding lock
- Optional perforated front and rear doors
- Removable and lockable side panels
- Top case with M-joint cable entry and suitable for fan mounting
- Bottom case with M-joint cable entry with sliding cover
- 4 pieces of 19" mounting rails with 1.5mm thick, numbered from top to bottom and bottom to top that can be moved along the depth of the cabinet.
- 600kg carrying capacity

List Code : ELGTXXU6080CC111

Technical Data

Dimensions: WxDxH mm

Height in U

Material

Color

W:600mm D:800mm H:(Check 2nd page for height values)

20U-26U-32U-36U-42U

Sheet Steel, DIN EN 10130 DC-01 (6112) /EN 10346 DX51D + Z (1311)

RAL 9005 Black Color = ELGTXXU6080BL111

RAL 7035 Ligth Grey Color = ELGTXXU6080LG111

Standards

Load Carrying Capacity

Climatic Test

Industrial Atmospheric Test

Static Mechanical Load Test

Dynamic Load Test - Vibration

Dynamic Mechanical Load Test - Shock

Impact Test

IP rating

TS EN 61587-1 TS EN 61587-2

600kg

C2

A2

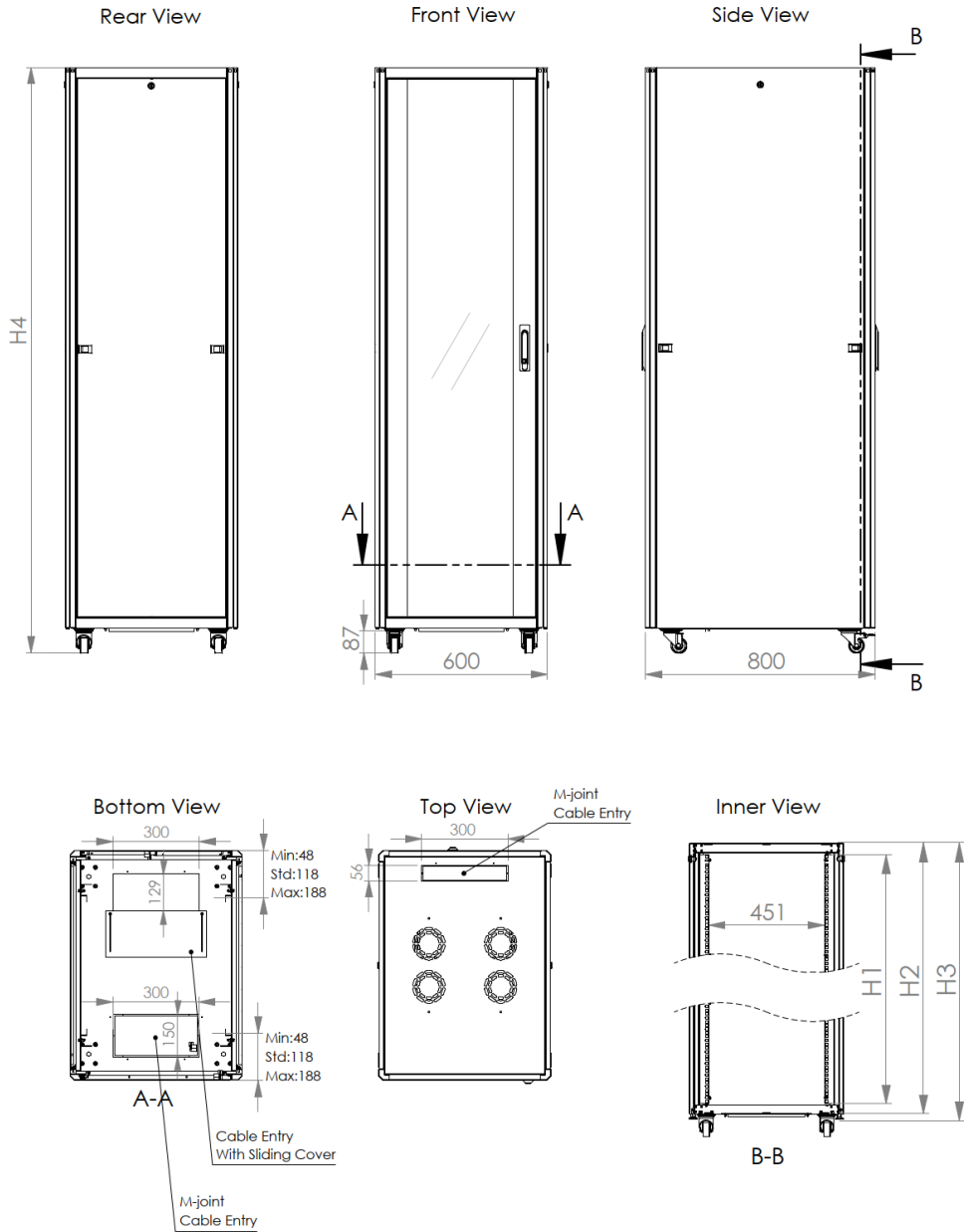
SL12-LT5 -ST5 -NL5

DL4V

DL4S

IK07

IP20

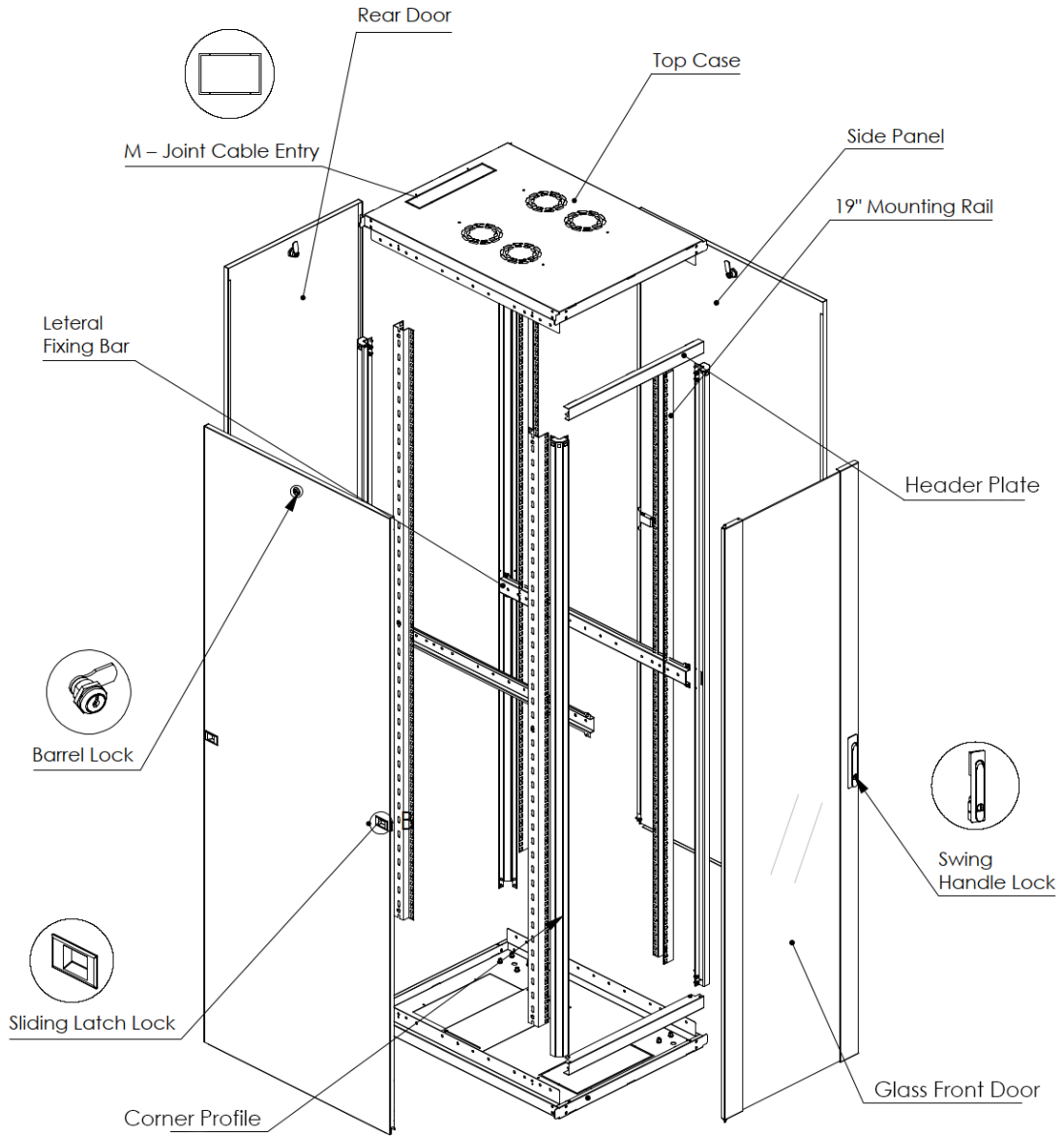


600 x 800 mm Elegant Trio

Product Code	Product Description	Width (W) mm	Depth (D) mm	H:1 Inner Height (mm)	H:2 Outer Height without Levelling Feet Castor Set	H:3 Outer Height with Levelling Feet	H:4 Outer Height with Castor Set
ELGT20U6080CC111	Elegant Trio 19" 20U W=600 mm D=800 mm Glass Single Front Door, Removable Rear Door	600	800	892,2	977,1	1007,1	1057
ELGT26U6080CC111	Elegant Trio 19" 26U W=600 mm D=800 mm Glass Single Front Door, Removable Rear Door	600	800	1158,9	1243,8	1273,8	1324
ELGT32U6080CC111	Elegant Trio 19" 32U W=600 mm D=800 mm Glass Single Front Door, Removable Rear Door	600	800	1425,6	1510,5	1540,5	1591
ELGT36U6080CC111	Elegant Trio 19" 36U W=600 mm D=800 mm Glass Single Front Door, Removable Rear Door	600	800	1603,4	1688,3	1718,3	1769
ELGT42U6080CC111	Elegant Trio 19" 42U W=600 mm D=800 mm Glass Single Front Door, Removable Rear Door	600	800	1870,1	1955	1985	2035

*CC represents color code, 111 represents door code.

Explode View



**ELEGANT TRIO
OPTIONS**

Industrial Coding Initial Character	'U' Height	Width-Depth Dimensions	Color Code		Door Options		
					X	X	X
					FRONT DOOR	REAR DOOR	SIDE PANEL
AAAA	XXU	WWDD	CC				
ELGT	20U	6060	RAL9005	BL	1 Hinged Glass Single Front Door	1 Removable Rear Door	0 No Side Panel
	26U	6080	RAL 7035	LG	2 Hinged Glass Double Front Door	2 Hinged Double Rear Door	1 Removable Side Panel
	32U	6010			3 Hinged %85 Curved Perforated Single Front Door	3 Hinged Single Rear Door	2 Removable Side Panel with Louver
	36U	8080			4 Hinged %85 Flat Perforated Double Front Door	4 Hinged %85 Flat Perforated Double Rear Door	3 Removable %80 Perforated Side Panel
	42U	8010			5 Hinged %80 Curved Perforated Single Front Door	5 Removable %80 Perforated Rear Door	
					6 Hinged %80 Flat Perforated Double Front Door	6 Hinged %80 Flat Perforated Double Rear Door	
					7 Hinged Metal Single Front Door	9 Hinged %80 Flat Perforated Single Rear Door	
					8 Hinged Metal Double Front Door		
					9 Hinged %80 Flat Perforated Single Front Door		
					A Hinged Full Framed Glass Single Front Door		
					B Hinged %85 Flat Perforated Single Front Door		
					C Hinged Full Framed Glass Double Front Door		

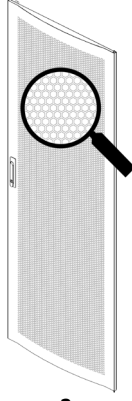
ELEGANT TRIO
FRONT DOOR OPTIONS



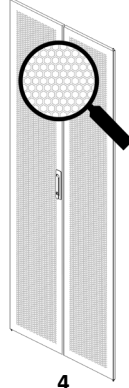
1
Hinged Glass Single
Front Door




2
Hinged
Glass Double
Front Door



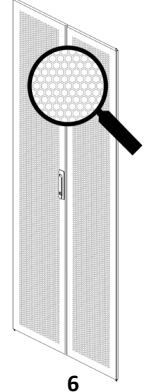
3
Hinged %85
Curved Perforated
Single Front Door



4
Hinged %85
Flat Perforated
Double Front Door




5
Hinged %80
Curved Perforated
Single Front Door



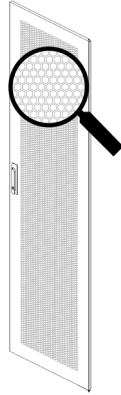
6
Hinged %80
Flat Perforated
Double Front Door



7
Hinged Metal Single
Front Door



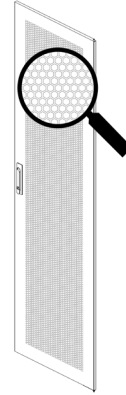
8
Hinged Metal Double
Front Door



9
Hinged %80
Flat Perforated
Single Front Door



A
Hinged
Full Framed Glass
Single Front Door




B
Hinged %85
Flat Perforated
Single Front Door




C
Hinged
Full Framed
Glass Double
Front Door

**ELEGANT TRIO
REAR DOOR OPTIONS**



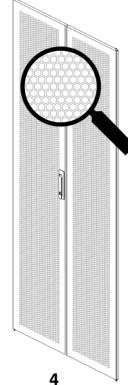
1
Removable Rear Door



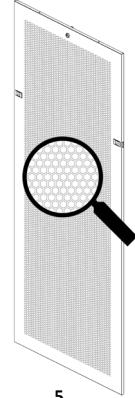
2
Hinged Double
Rear Door



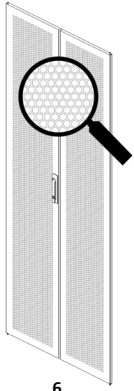
3
Hinged Single
Rear Door



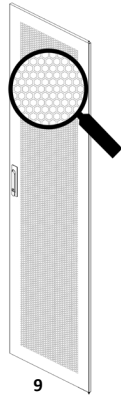
4
Hinged %85
Flat Perforated
Double Rear Door



5
Removable %80
Perforated
Rear Door



6
Hinged %80
Flat Perforated
Double Rear Door



9
Hinged %80
Flat Perforated
Single Rear Door

**ELEGANT TRIO
SIDE PANEL OPTIONS**


0
No Side Panel



1
Removable Side Panel



2
Removable
Side Panel with Louver



3
Removable %80
Perforated
Side Panel

ASSEMBLED



600 x 800 mm FREE STANDING ELEGANT TRIO

ASSEMBLED
PACKING
INFORMATION

Product Code	Product Description	WxDxH WidthxDepthxHeight (mm)	Net Weight (kg)	Gross Weight (kg)	Weight of the product with pallet (kg)
ELGT20U6080CC111	Elegant Trio 19" 20U W=600 mm D=800 mm Glass Single Front Door, Removable Rear Door	640x840x1077	51	60	71
ELGT26U6080CC111	Elegant Trio 19" 26U W=600 mm D=800 mm Glass Single Front Door, Removable Rear Door	640x840x1344	77	86	97
ELGT32U6080CC111	Elegant Trio 19" 32U W=600 mm D=800 mm Glass Single Front Door, Removable Rear Door	640x840x1611	80	89	100
ELGT36U6080CC111	Elegant Trio 19" 36U W=600 mm D=800 mm Glass Single Front Door, Removable Rear Door	640x840x1789	84	93	104
ELGT42U6080CC111	Elegant Trio 19" 42U W=600 mm D=800 mm Glass Single Front Door, Removable Rear Door	640x840x2055	88	97	108

**The information given in the table above are average values and are for informational purposes only. It may vary according to accessories and door options. Please contact our sales consultant for the exact information of your orders.*

TECHNICAL SPECIFICATIONS

PROTECTION INDEX

- IP20 According to EN 61587-1 / IEC 60529

MECHANICAL PERFORMANCE

TS EN 61587-1 / 15.01.2018 – TS EN 61587-2 / 08.03.2012

- Load Test (Performance Level SL12-LT5-ST5-NL5)
- Dynamic Load Test - Vibration (Performance level DL4V) IEC 60068-2-6
- Dynamic Mechanical Load Test - Shock (Performance level DL4S) IEC 60068-2-27
- Impact Test IEC 60068-2-75 IEC62262 (Performance level IK07)
- Permissible Load Carrying Capacity : 600kg

CLIMATIC TEST(Performance level (C2)

- Cold (IEC 60068-2-1)
- Dry Heat (IEC 60068-2-2)
- Damp Heat Cyclic (IEC 60068-2-30)

INDUSTRIAL ATMOSPHERE (Performance level A2)

- Salt Mist Test IEC 60068-2-11
- Salt Spray Test TS EN ISO 9227
- Sulphur dioxide test and hydrogen sulphide test IEC 60068-2-42, IEC 60068-2-43, IEC 60068-2-49

GROUNDING CONTINUITY

EN 61587-1 / EN 61010-1

- The continuity of the protection circuit is in accordance with the standard regulations. The measured resistance is less than 0.1 Ohm.

STANDARDS

1. **ISO9001-2015** Quality management system must be used in the production of 19" Rack cabinets.
2. 19" Rack Cabinets must have a **TSE Certificate TS EN 61587-1 / 15.01.2018 – TS EN 61587-2 / 08.03.2012 , IEC60917 - IEC 60297** standards.
3. In addition, all of the main and auxiliary materials used in the manufacturing process must comply with the following standards.
 - **Material** Sheet Steel, DIN EN 10130 DC-01 (6112) / EN 10346 DX51D + Z (1311)
 - **Electrostatic Powder Paint** ISO 9001:2015 ASTM D523; ASTM D2794; DIN EN ISO 2811-1; ASTM D1186/D1400; RAL 9005 or RAL 7035
 - **Ventilation Units (Fan Unit)** "EMC EN55032:2015 & LVD IEC 62368-1 :2018
 - **Glass** "ISO 9001 , EN 12150 – 2 : Glass, Tempered, safe " Mechanical Durability test result: Bending resistance minimum 120 N/ mm²
 - **Connection Components** (screw, nut, washers etc.)" TS EN ISO 7045; TS EN ISO 4032; RoHS IEC 62321 "
 - **Castor Set** " TS EN 12532 , TS EN 12528 , RoHS IEC 62321:2008"
 - **Lock Systems** DIN-EN ISO 1043-1 PA6 GFR 30; DIN-EN 1774-ZnAl4Cu1

TECHNICAL SPECIFICATIONS

Documents; The manufacturer should have ISO 9001:2015 quality assurance system and TSE certificate including EN 61587-1, 61587-2, IEC 60917, IEC60297 standards in the production of 19" rack cabinets and should be presented in the proposal file.

Standards; The cabinets should be 19" in ETSI and/or EIA 310-D standards.

Main Chassis and Profile Structure; The main carrier structure of the cabinet should be in the form of a frame with corner profiles that can be easily assembled to the welded bottom and top case. The bottom and top case structure of the cabinet should be made of welded monoblock parts reinforced with special bending forms, using sheet metal sheet material. The corner profile structure of the cabinet should be minimum $t=1,50\text{mm}$ thick, reinforced with special multi-layer bending forms that increase mechanical strength, with an aesthetic appearance, pre-bent at an angle of 45 degrees and a structure consisting of a total of 6 bends, and should be made of sheet metal material. There should be no burrs and sharp edges and corners on this lattice structure, cutting and bending edges, welding and mechanical connection points, which may pose a danger to the user. The cabinet shall be manufactured and tested to provide axial (x, y, z) strength EN 61587-1 / 5.2.1 and 5.2.2, external impact resistance EN 61587-1 / 5.3.3, and dynamic load, vibration and mechanical impact (IEC 60068-2-6, IEC 60068-2-27) test results shall be certified by TSE.

Bottom case of the cabinets with different depth and width measurements should have cable entries in at least the following quantities and dimensions, based on the types of bottom case.

- There is 1 piece 150x300mm M-joint cable entry and 1 piece 129x300mm sliding cable entry in 600x800mm cabinet

Top Case of the cabinets with different depth and width dimensions should have bended top case in at least the following quantities and dimensions, including cable passages and fan cutout.

- There is 1 piece of 56x300mm M-joint cable entry and 4 fan cutout in 600x800mm cabinet

Side Panels and Rear door; It should be openable, removable and have a structure that can be opened, removed, bolt locked and locked with a key.

Front Door; Glass structure must be tempered, anti-static, secure glass with 4mm. Front door must have left and right metal frames structure with high density silicone, screws and nuts, structure that open 135 degrees, removable by spring hinge, lockable with swing handle lock. For cabinets with a W:800 mm; the front glass door will be double opening front door which open to the right and left on the vertical axis. The sides of the two section glass door are metal framed and there is aluminum profile between the two glasses. It should also have a lockable structure with a key.

19" Mounting Rails; It should be manufactured with a precision of ± 0.01 on CNC punch machines with a precision of $1U=44.45\text{ mm}$ and $9.5 \times 9.5\text{mm}$ square holes with a total of 4 pieces, 2 in front and 2 in the back. 19" mounting rails should be manufactured and assembled in such a way that they can move along the depth of the cabinet. "U" dimensions should be marked on the front faces of 19" mounting rails by silk screen printing.

Paint; the cabinets should be painted with electrostatic Ral 9005 Black powder paint or Ral 7035 White powder paint to provide high impact resistance (ISO 9001:2015). It should be resistant to minimum 500 hours salt test and test result reports should be documented. On metal surfaces; 80 ± 5 micron paint thickness should be provided. ASTM D523; ASTM D2794; DIN EN ISO 2811-1; ASTM D1186/D1400; RAL9005 or RAL7035 and the results should be certified by TSE.

Grounding; All metal components in the cabinet must be electrically interconnected, and the grounding resistance must be maximum 0.1 ohm in accordance with the IEC 61010-1 / 6.5.1.3 standard.